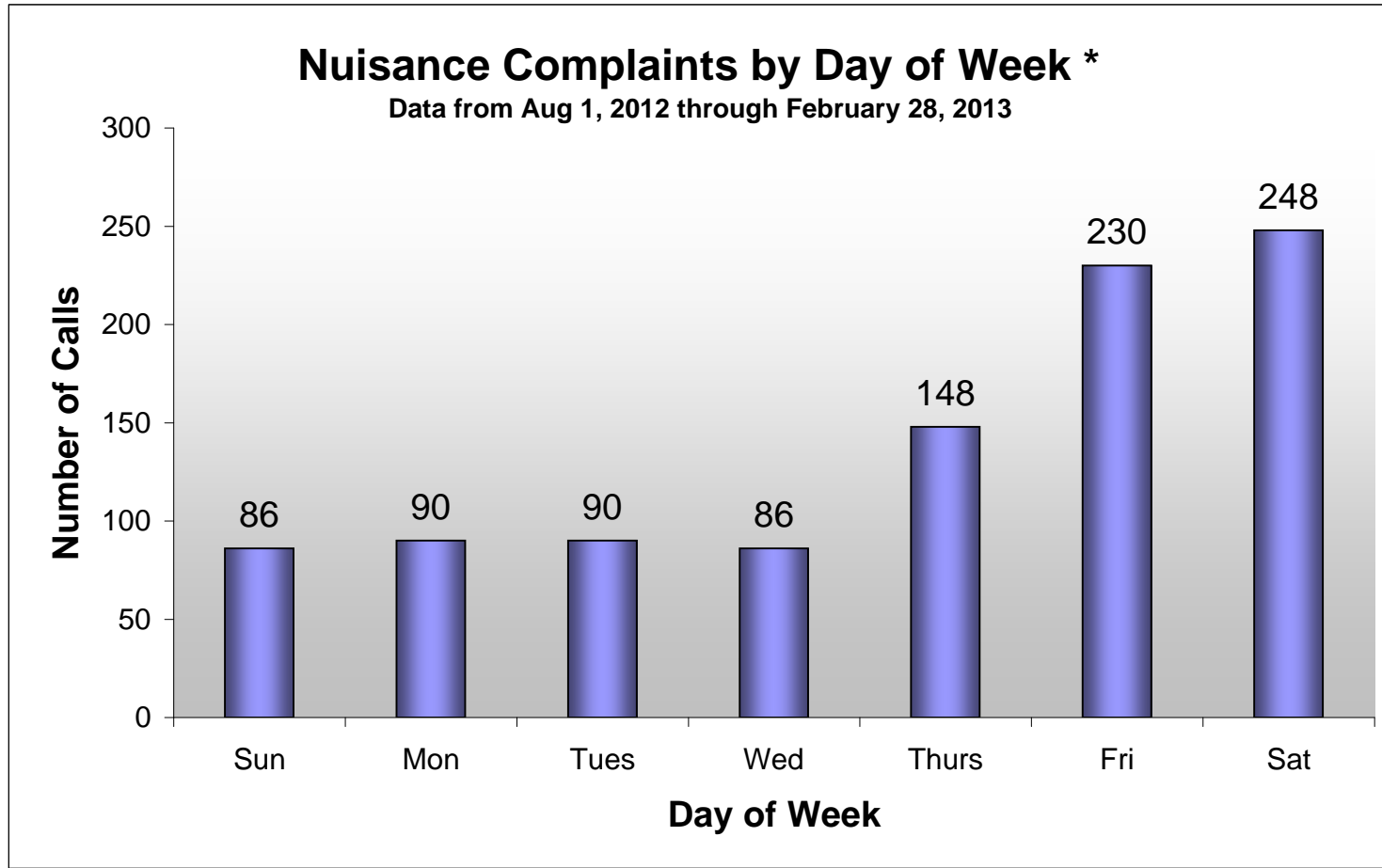


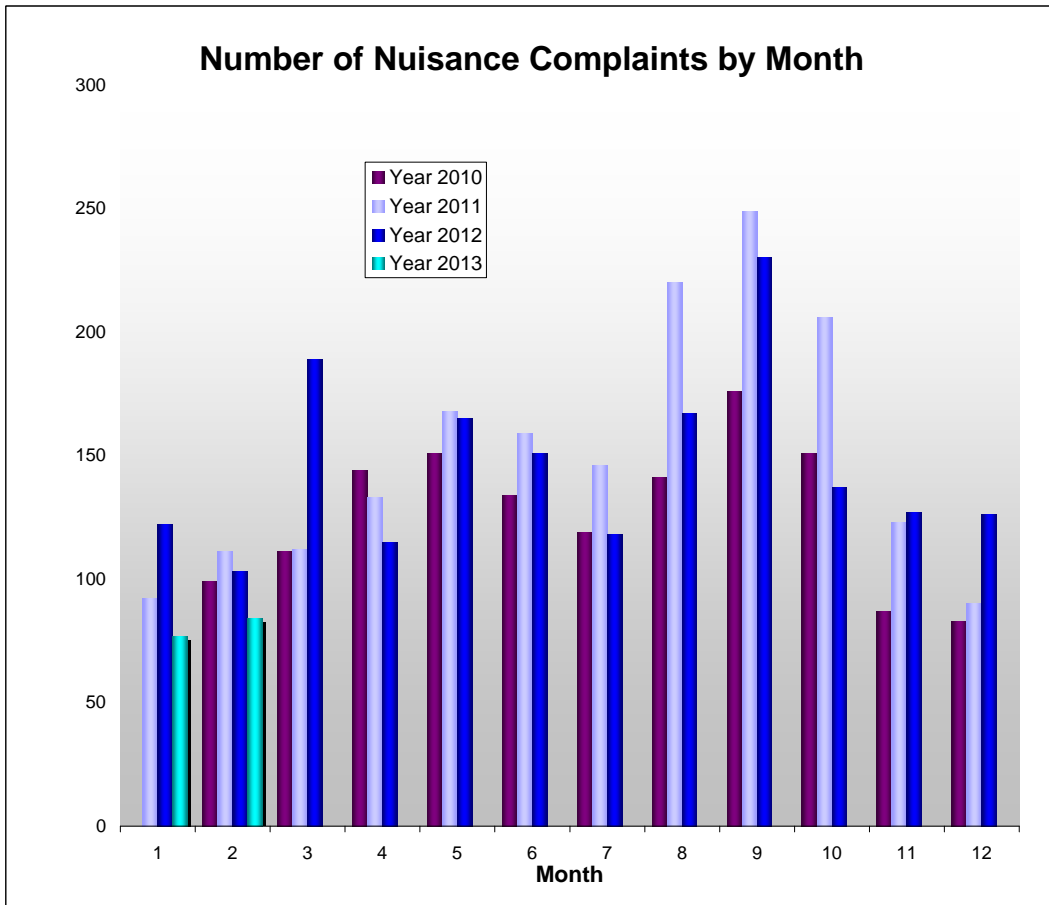
Nuisance Complaints by Day of Week *

Data from Aug 1, 2012 through February 28, 2013



Aug 2012 - Feb 2013			
Day of week *	12:01 AM-4:59 AM	5:00 AM-11:59 PM	Total
Sun	30	56	86
Mon	24	66	90
Tues	34	56	90
Wed	34	52	86
Thurs	73	75	148
Fri	144	86	230
Sat	150	98	248
Total	489	489	978

* "Day of week" is defined as starting at 5:00 AM and ending at 4:59 AM on the following day.



Month	2010	2011	2012	213	Total
1	-	92	122	77	214
2	99	111	103	84	313
3	111	112	189		412
4	144	133	115		392
5	151	168	165		484
6	134	159	151		444
7	119	146	118		383
8	141	220	167		528
9	176	249	230		655
10	151	206	137		494
11	87	123	127		337
12	83	90	126		299
Totals	1,396	1,809	1,750		4,955

Nuisance Noise Categories Include:

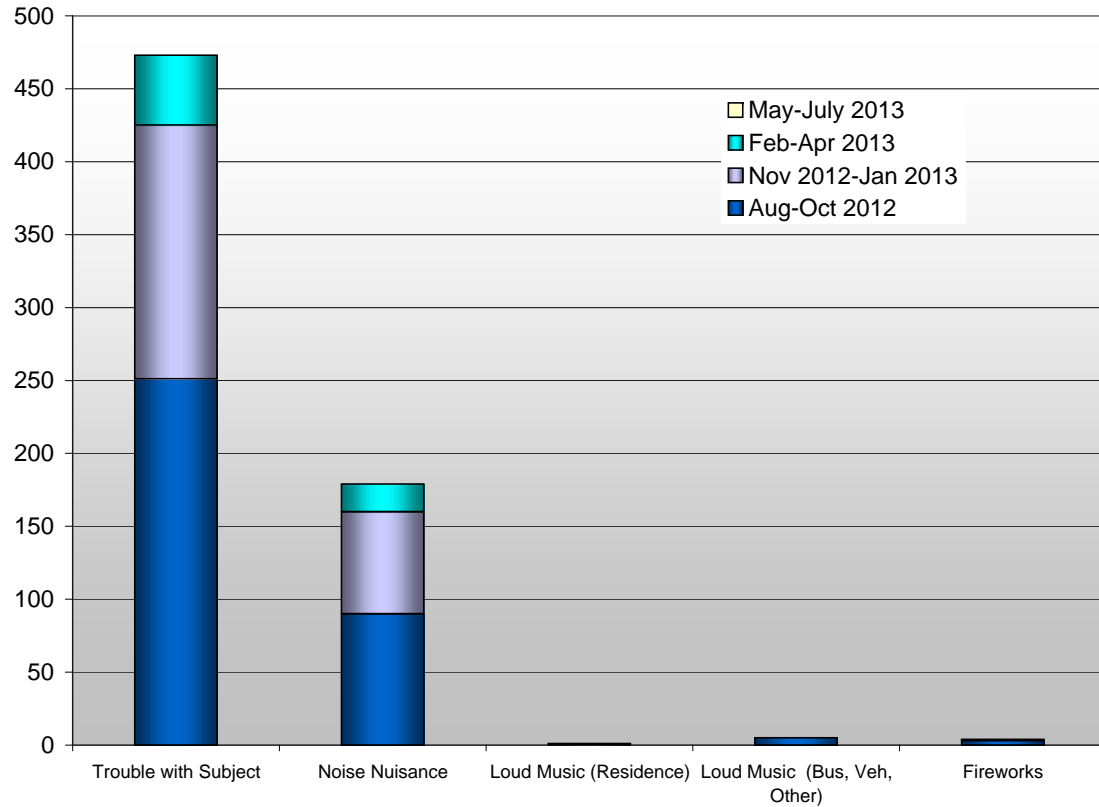
- a) Noise nuisance
- b) Loud Music
(Business, Vehicle, Residence and Other)
- c) Trouble with Subject
- d) Fireworks

Area includes Murray Hill and Adjacent NA's

Excluding data for :

- a) Columbia St. Mary's hospital complex
- b) Riverside High School
- c) Lincoln Memorial Drive (lake front)

Frequency by Nuisance Category August 2012 - February 2013



Nuisance Noise Categories Include:
a) Noise Nuisance
b) Loud Music (Business, Vehicle, Residence and Other)
c) Trouble with Subject
d) Fireworks

Area includes Murray Hill

Excluding Data For :
a) Columbia St. Mary's Hospital Complex
b) Riverside High School
c) Lincoln Memorial Drive

Category	Aug-Oct 2012	Nov 2012-Jan 2013	Feb-Apr 2013	May-July 2013	Total
Trouble with Subject	251	174	48	0	473
Noise Nuisance	90	70	19	0	179
Loud Music (Residence)	0	1	0	0	1
Loud Music (Bus, Veh, Other)	5	0	0	0	5
Fireworks	3	1	0	0	4
	349	246	67	0	662

Frequency by Nuisance Disposition August 2012 - January 2013

